


Three Phase Solid State Relay

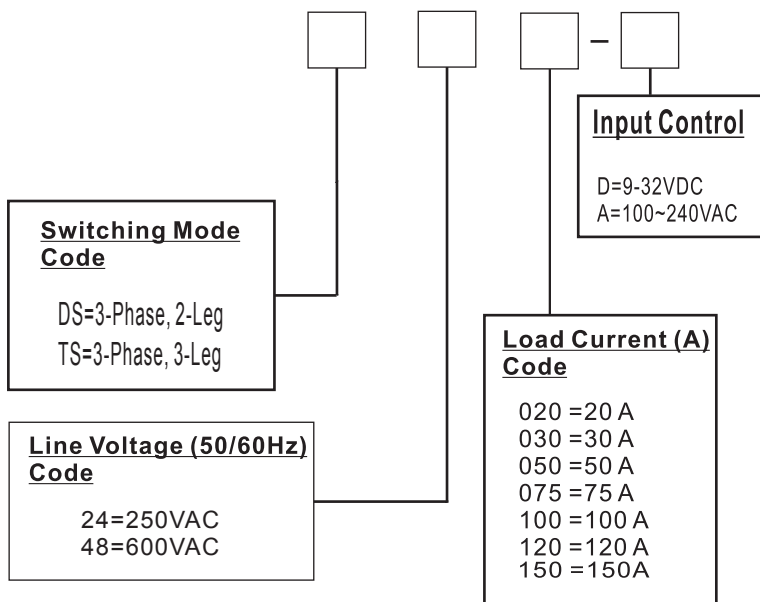
the DS&TS Series solid-state power controllers are available in TS Series three-phase, three - leg ;or DS Series three phase, two-leg versions. They provide high-reliability control of resistive heating loads to 150 amps



20-150A

- Current ratings from 20 to 150 A
- Output voltage rating to 600 Vac
- Zero-cross firing eliminates RFI/EMI
- AC or DC control inputs
- Optical isolation • Maintenance-free
- Replaces mercury and mechanical contactors
- Extends heater life by reducing thermal shock
- Input LED indication
- -10 to 50 °C operating temperature

Ordering Information



Specifications

INPUT SPECIFICATIONS

Control Voltage: 9-32 Vdc and 100-240 Vac
Drop-Out Voltage: 7.0 Vdc
Maximum Input Current: 12 mA

OUTPUT SPECIFICATIONS













Continuous On-State
Current: 3-phase, 3-leg 20 -150A
3-phase, 2-leg 20 -150 A
Minimum
On-State Current: 0.6A
On-State Voltage Drop: 100V peak

GENERAL SPECIFICATIONS

Storage Temperature: -10 to 50 °C
Input/Output Isolation Voltage: 1200 Vrms
Input/Output
Ground Isolation Voltage: 1200 Vrms
Line Voltage: 100 to 250 Vac or 100 to 600 Vac
Line Frequency: 50 to 60 Hz

SERIES DS&TS SOLID-STATE POWER CONTROLS

(LXWXH)mm

<p>DS2420 DS4820</p>  <p>143X128X116mm(1000g)</p>	<p>20A</p>  <p>143X128X170mm(1500g)</p>	<p>TS2420 TS4820</p>	<p>DS2475 DS4875</p>  <p>173X128X170mm(2000g)</p>	<p>75A</p>  <p>173X128X170mm(2200g)</p>	<p>TS2475 TS4875</p>
<p>DS2430 DS4830</p>  <p>143X128X170mm(1500g)</p>	<p>30A</p>  <p>143X128X170mm(1600g)</p>	<p>TS2430 TS4830</p>	<p>DS24100 DS48100</p>  <p>173X128X170mm(2000g)</p>	<p>100A</p>  <p>236X128X170mm(2500g)</p>	<p>TS24100 TS48100</p>
<p>DS2450 DS4850</p>  <p>173X128X170mm(2000g)</p>	<p>50A</p>  <p>173X128X170mm(2200g)</p>	<p>TS2450 TS4850</p>	<p>DS24120/150 DS48120/150</p>  <p>173X128X170mm(2000g)</p>	<p>120/150</p>  <p>236X128X170mm(2500g)</p>	<p>TS24120/150 TS48120/150</p>

Terminal Connection:

